

### Investment Objective

The American All Capitalization Equity strategy invests in stock securities and trust units of American organizations. The portfolio is focused through 30 to 75 holdings and is well diversified across the various sectors of the American equity market. Securities are chosen amongst a wide spectrum of market capitalizations, including small capitalization securities. The investment performance objective of the strategy is to surpass over time the return of the S&P 500 Index.

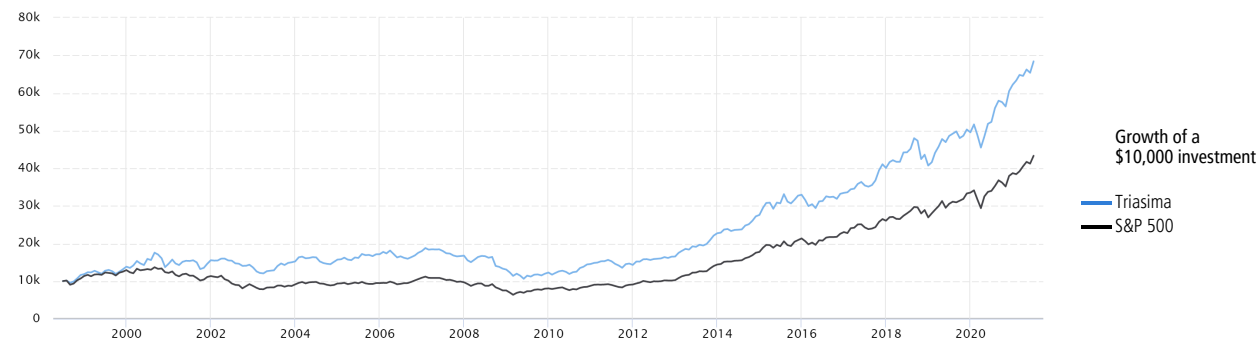
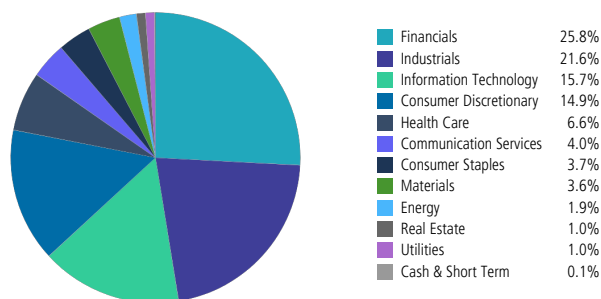
### Investment Approach

Since 1998, the team of investment professionals at Triasima have employed their proprietary research process that uses a multi-disciplined methodology called the "Three Pillar Approach" to provide strong relative returns to Triasima clients regardless of market conditions.

Available under: Segregated accounts, pooled fund and SMA model

Inception date: June 30, 1998

### Sector Allocation



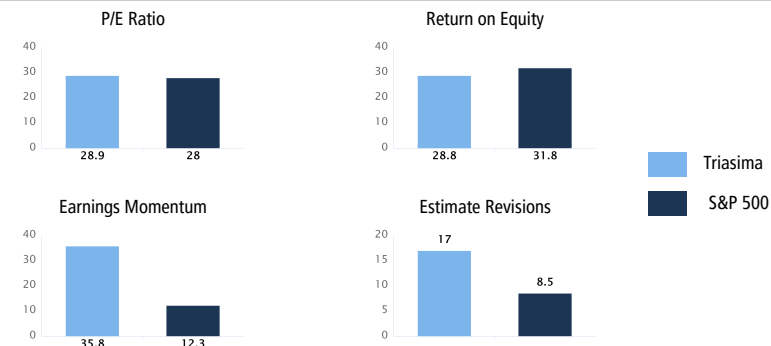
Annual Returns	2020	2019	2018	2017	2016	2015	2014	2013	2012	2011
Triasima (%)	25.6	21.7	1.6	19.8	1.5	19.5	21.4	37.4	15.5	-1.6
S&P 500 (%)	15.4	24.4	3.4	13.1	7.9	20.2	23.2	40.6	12.7	3.8

Annualized Returns As of June 30, 2021	3 months	YTD	1 year	2 years	3 years	5 years	10 years	Inception
Triasima (%)	6.0	10.0	30.7	18.6	15.6	16.9	16.2	8.7
S&P 500 (%)	6.9	11.9	27.4	19.1	15.6	15.8	17.0	6.6

### Top 10 Holdings

Top 10 Holdings	%
MSCI Inc.	4.6
Generac Holdings Inc.	4.4
Microsoft	3.9
Old Dominion Freight Line	2.9
Freshpet Inc	2.7
Emerson Electric Co.	2.6
Alcoa Corp.	2.5
Fifth Third Bancorp	2.5
Rockwell Automation Inc.	2.5
JP Morgan Chase & Co	2.4

### Quantitative Parameters (as of June 30, 2021) %



### Contact Details

Triasima Portfolio Management Inc.  
 900 de Maisonneuve Blvd. West, Suite 2520,  
 Montreal, Quebec H3A 0A8  
 514.906.0667 / clients@triasima.com

### Disclosures

from composites of identical mandates after August 2003, linked, for all periods up to that date, with the investment performance of the American equities held in all portfolios under management, with an assumed cash position of 5 % a nil return.