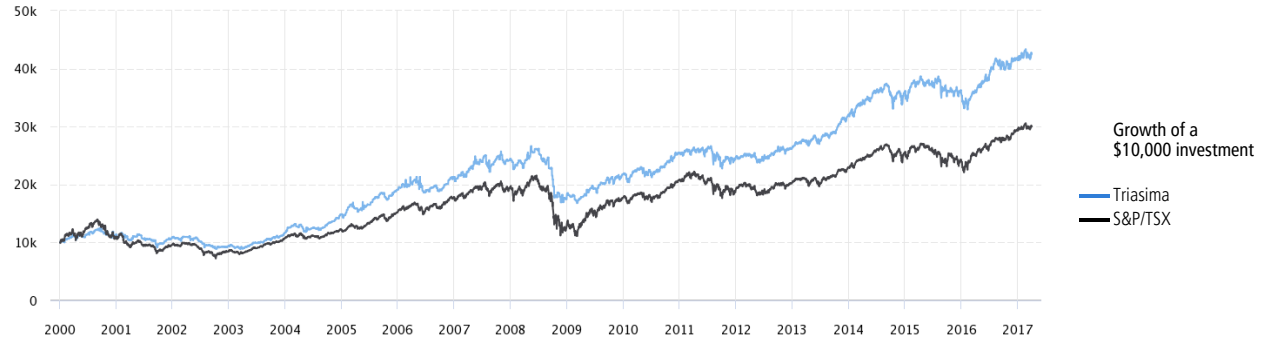


### Investment Objective

The Canadian Equity strategy invests in stock securities and trust units and seeks capital appreciation and dividend income. The strategy is very focused through 35 to 65 holdings predominantly selected from the universe of the 120 largest organizations in Canada and it is well diversified across the various sectors of the Canadian equity market. The investment performance objective of the strategy is to surpass over time the return of the S&P/TSX Composite Index.

### Investment Approach

Since 1998, the team of investment professionals at Triasima have employed their proprietary research process that uses a multi-disciplined methodology called the "Three-Pillar Approach" to provide strong relative returns to Triasima's clients regardless of market conditions.



Annual Returns	2007	2008	2009	2010	2011	2012	2013	2014	2015	2016
Triasima (%)	14.8	-25.7	19.7	17.1	-3.6	7.4	21.8	12.2	-0.5	16.3
S&P/TSX (%)	9.8	-33.0	35.1	17.6	-8.7	7.2	13.0	10.6	-8.3	21.1

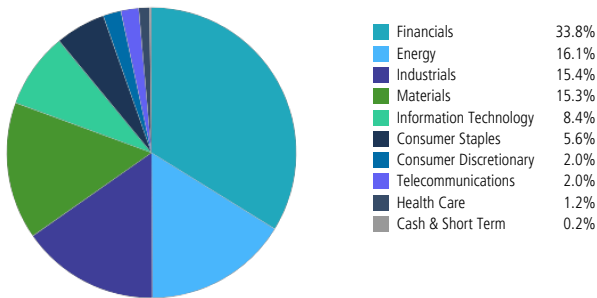
  

Annualized Returns As of March 31, 2017	3 months	YTD	1 year	2 years	3 years	5 years	10 years	Inception
Triasima (%)	2.6	2.6	17.3	6.6	7.7	11.2	6.8	9.6
S&P/TSX (%)	2.4	2.4	18.6	5.3	5.8	7.8	4.7	6.9

Available under: Segregated accounts, pool fund and SMA model

Inception date: November 30, 1999

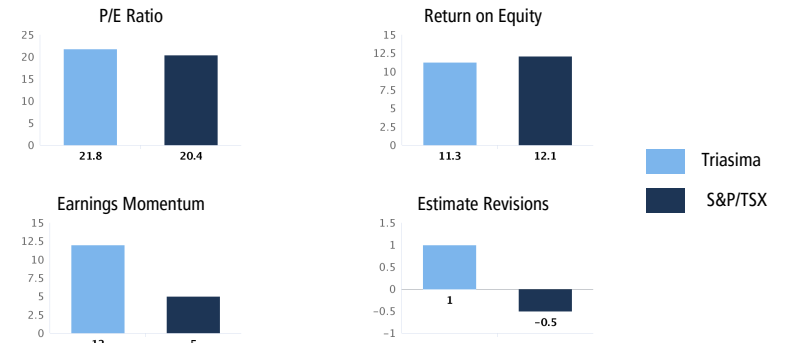
### Sector Allocation



### Top 10 Holdings

Top 10 Holdings	%
Royal Bank of Canada	8.2
Toronto Dominion Bank	7.4
Bank of Nova Scotia	6.6
Bank of Montreal	5.2
Canadian National Railway	3.9
Manulife Financial	3.6
Canadian Pacific Railway	3.0
Pembina Pipeline	3.0
Premium Brands Holdings	2.9
Transcanada Corp.	2.8

### Quantitative Parameters (as at March 31, 2017) %



### Contact Details

Triasima Portfolio Management Inc.  
 1555 Peel Street, Suite 1200, Montréal, Québec  
 H3A 3L8  
 514.906.0667 / clients@triasima.com

### Disclosures

Investment performance is shown before management fees and expenses, and is annualized for periods over one year. Investment performance is from a composite of identical mandates. Future investment results will differ from past results.