

Investment Objective

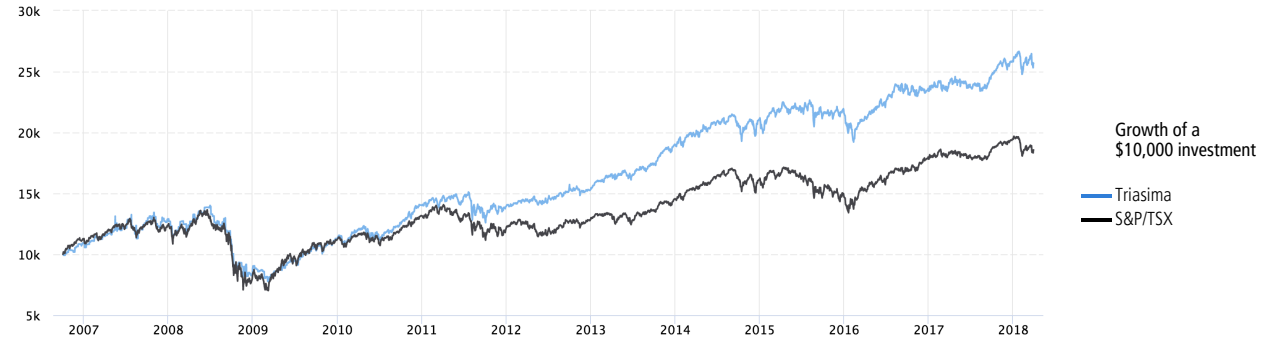
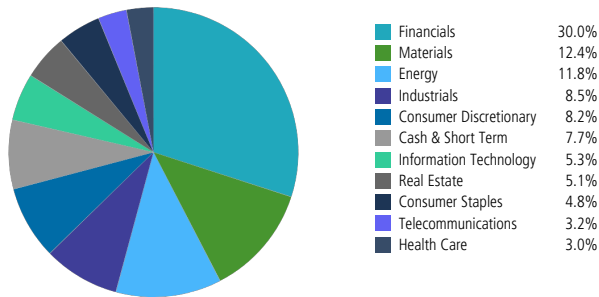
The Canadian Diversified Equity strategy invests in stock securities and trust units of Canadian organizations and up to 10% of the market value of the portfolio in non-Canadian organizations. The portfolio is focused through 40 to 70 holdings and is well diversified across the various sectors of the equity market. Securities are chosen amongst a wide spectrum of market capitalizations, from medium to large capitalization securities. The investment performance objective of the strategy is to surpass over time the return of the S&P/TSX Composite Index.

Investment Approach

Since 1998, the team of investment professionals at Triasima have employed their proprietary research process that uses a multi-disciplined methodology called the "Three-Pillar Approach" to provide strong relative returns to Triasima's clients regardless of market conditions.

Available under:	Segregated accounts and pooled fund
Inception date:	October 3, 2006

Sector Allocation



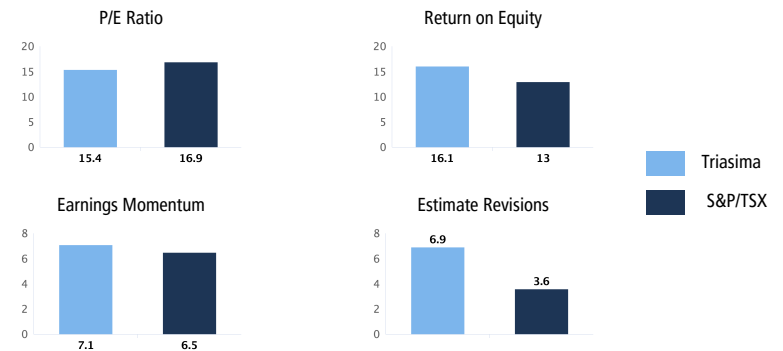
Annual Returns	2007	2008	2009	2010	2011	2012	2013	2014	2015	2016	2017
Triasima (%)	18.4	-31.4	27.5	24.2	-1.0	10.4	24.1	10.9	2.7	8.3	10.3
S&P/TSX (%)	9.8	-33.0	35.1	17.6	-8.7	7.2	13.0	10.6	-8.3	21.1	9.1

Annualized Returns As of March 31, 2018	3 months	YTD	1 year	2 years	3 years	5 years	10 years	Inception
Triasima (%)	-0.6	-0.6	6.9	9.7	5.7	9.2	7.6	8.2
S&P/TSX (%)	-4.5	-4.5	1.7	9.8	4.1	6.9	4.5	4.9

Top 10 Holdings

Top 10 Holdings	%
Royal Bank of Canada	8.2
Toronto-Dominion Bank	6.8
Suncor Energy	4.8
Dollarama	4.6
Bank of Nova Scotia	4.1
Shopify Inc.	4.1
Firstservice	3.9
Premium Brands Holdings	3.3
West Fraser Timber	3.3
Manulife Financial Corporation	2.8

Quantitative Parameters (as of March 31, 2018) %



Contact Details

Triasima Portfolio Management Inc.
 1555 Peel Street, Suite 1200, Montréal, Québec
 H3A 3L8
 514.906.0667 / clients@triasima.com

Disclosures

Investment performance is shown before management fees and expenses, and is annualized for periods over one year. Investment performance is from a composite of identical mandates. Future investment results will differ from past results.